

- Purchase Order
- Request for Quote

1. GENERAL INFORMATION

1.1 Dealer Information

Dealer Name
Date (MM/DD/YY)
Address
City
Province/State
Postal Code
Email

1.3 Project

Purchase Order#
Contact
Phone
Ship To
City
Province/State
Postal Code

1.2 Shipping Information

Contact
Phone
Address
City
Province/State
Postal Code/ZIP

1.4 Application

Residential

1.5 Type of Delivery

Pick-up Common Carrier
 Pick-up at Raleigh Liftgate - Ground Delivery

Base package includes: Car size up to 20" x 20" x 30" nominal car size, stainless steel 304 #4, chain drive machine, universal mount for top or bottom of rails, aluminum car sling with broken cable safeties, roller guides, aluminum guide rails, 300lb capacity, 24 fpm travel speed, Call/send hall stations with car here and in use lights, electro-mechanical door interlocks, up to 12.5' travel included.

2. CONFIGURATION

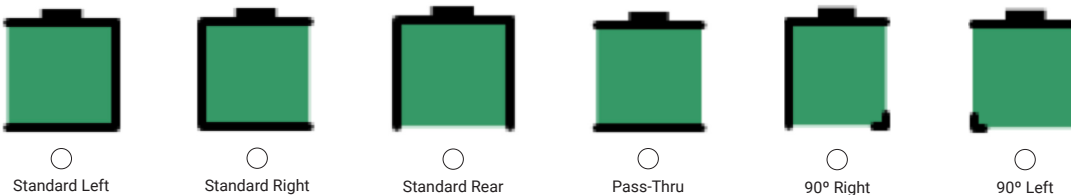
2.1 Number of Stops

2 Stops
 3 Stops
 4 Stops
 Call Station and interlock included per additional stop

2.2 Power Supply

120v AC
 24v DC (Battery)

2.3 Configuration



ALL PRICES ARE SHOWN IN US DOLLARS

2.4 Car Dimensions*

- Standard - 20" x 20" x 30"
- XL - 30" X 30" X 30"
- Custom - Max 30" x 30" x 36"

CUSTOM DIMENSIONS IN INCHES: _____ X _____

Min. 16" - Max 30" Min. 16" - Max 30"

*All car dimensions refer to "inside clear" dimensions.

2.5 Optional Equipment

- AC In-Car Lights
- Gate Switch on Car Gate

2.6 Hoistway Layout - Provide Architectural Plans if Available

TRAVEL MEASUREMENT

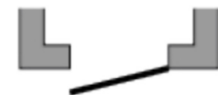
1st Floor to 2nd Floor _____
 2nd Floor to 3rd Floor _____
 3rd Floor to 4th Floor _____
 Top Floor to Ceiling _____

- Travel up to 12'
- 12' to 18'
- 19' to 29'
- 30' to 40'

HOISTWAY DOOR SWINGS (DOORS PROVIDED BY OTHERS)



Right Hand Swing



Left Hand Swing

- 1st Floor
- 2nd Floor
- 3rd Floor
- 4th Floor

- 1st Floor
- 2nd Floor
- 3rd Floor
- 4th Floor

NOTE - DOOR INTERLOCKS ARE INCLUDED IN BASE PACKAGE. DOOR SWING IS REQUIRED TO DETERMINE APPROPRIATE LOCK "HAND".

HOISTWAY DOOR LOCATIONS

- 1st Floor
- 2nd Floor
- 3rd Floor
- 4th Floor

TRACK

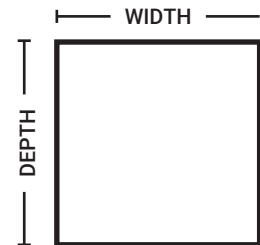


- 1st Floor
- 2nd Floor
- 3rd Floor
- 4th Floor

- 1st Floor
- 2nd Floor
- 3rd Floor
- 4th Floor

EXISTING HOISTWAY

Width _____
 Depth _____



2.7 Notes

2.8 Hoistway Door Material

- Wooden Melamine (not fire rated)
 Fire Rated

QUANTITY	SIZE	PULL	
_____	20w x 30h	<input type="radio"/> RH	<input type="radio"/> LH
_____	20w x 36h	<input type="radio"/> RH	<input type="radio"/> LH
_____	24w x 30h	<input type="radio"/> RH	<input type="radio"/> LH
_____	24w x 36h	<input type="radio"/> RH	<input type="radio"/> LH
_____	30w x 30h	<input type="radio"/> RH	<input type="radio"/> LH
_____	30w x 36h	<input type="radio"/> RH	<input type="radio"/> LH

2.10 Machine Access Door Material

- Wooden Melamine (not fire rated)
 Fire Rated

QUANTITY	SIZE	PULL	
_____	18w x 18h	<input type="radio"/> RH	<input type="radio"/> LH

2.11 Drawings

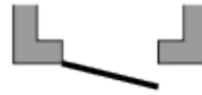
- Drawing for Approval

An application-specific drawing is requested and production will be scheduled after return of signed drawing.

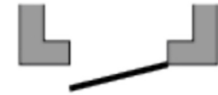
2.9 Wall Type

- Drywall
 Masonary

OVERALL WALL THICKNESS: _____



Right Hand Pull Example



Left Hand Pull Example

WALL TYPE

- Drywall
 Masonary

OVERALL WALL THICKNESS: _____

3. ADDITIONAL INFORMATION

VISIBLE DAMAGE: You must note any visible damage on the freight bill. If product damage is obvious, we recommend a further immediate inspection to see what other damage may be concealed, and this also must be written on the freight bill.

CONCEALED DAMAGE: If no damage was immediately evident, but is found later (within 48 hours), stop what you are doing and call the freight company immediately to report concealed damage.

Pictures of the damage are great support in any freight claim and are strongly recommended. Failure to take these steps may preclude your ability to be reimbursed for any damage in transit.

I have read and understood the above:

Date: _____

Print Name: _____

Signature: _____